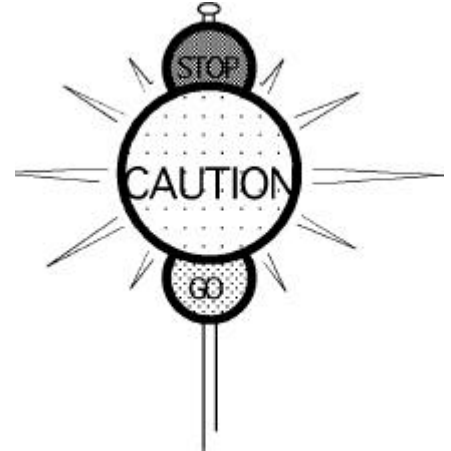




## The 18 Situations that Shout "Watch Out"

Student Information Sheet 4203.2-1

1. Use aerial recon
2. Use ground observation
3. Look for:
  - Fire size
  - Fuel types and arrangements
  - Topography
  - Hazards
  - Safety zones and escape routes



***The fire has NOT  
been SCOUTED and  
SIZED-UP***



# FIRE CREW FIREFIGHTER TRAINING


Procedures Handbook 4200

THE 18 FIRE SITUATIONS  
THAT SHOUT "WATCH OUT"


## The 18 Situations that Shout "Watch Out"

Student Information Sheet 4203.2-1

1. Be alert for changes in fire behavior
2. Watch for nature's danger signals
3. Keep informed on weather forecasts
4. Maintain communications with your fireline supervisors



***YOU***  
**are in**  
**country you**  
**have NOT SEEN**  
**IN DAYLIGHT!**





# FIRE CREW FIREFIGHTER TRAINING

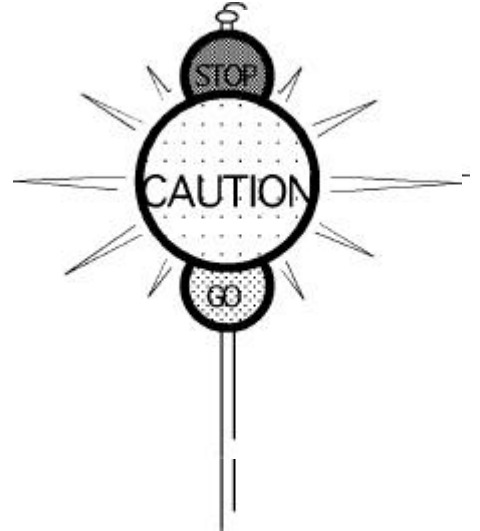
Procedures Handbook 4200

THE 18 FIRE SITUATIONS  
THAT SHOUT “WATCH OUT”

## The 18 Situations that Shout “Watch Out”

Student Information Sheet 4203.2-1

1. Safety Zones
  - Void of vegetation
  - Large enough to accommodate all personnel
  - Easy to deploy shelters
2. Escape Routes
  - Shortest distance to safety zone
  - Relatively easy to travel
3. Make known to everyone
  - Visual markers
  - Verbally



***SAFETY ZONES and  
ESCAPE ROUTES have  
not been IDENTIFIED***



# FIRE CREW FIREFIGHTER TRAINING


Procedures Handbook 4200

THE 18 FIRE SITUATIONS  
THAT SHOUT "WATCH OUT"

## The 18 Situations that Shout "Watch Out"

Student Information Sheet 4203.2-1

1. Be alert for changes in fire behavior
2. Watch for nature's danger signals
3. Keep informed on weather forecasts
4. Maintain communications with your fireline supervisor



***YOU***

**are in an area where you are  
unfamiliar with local factors  
influencing FIRE BEHAVIOR!**



# FIRE CREW FIREFIGHTER TRAINING

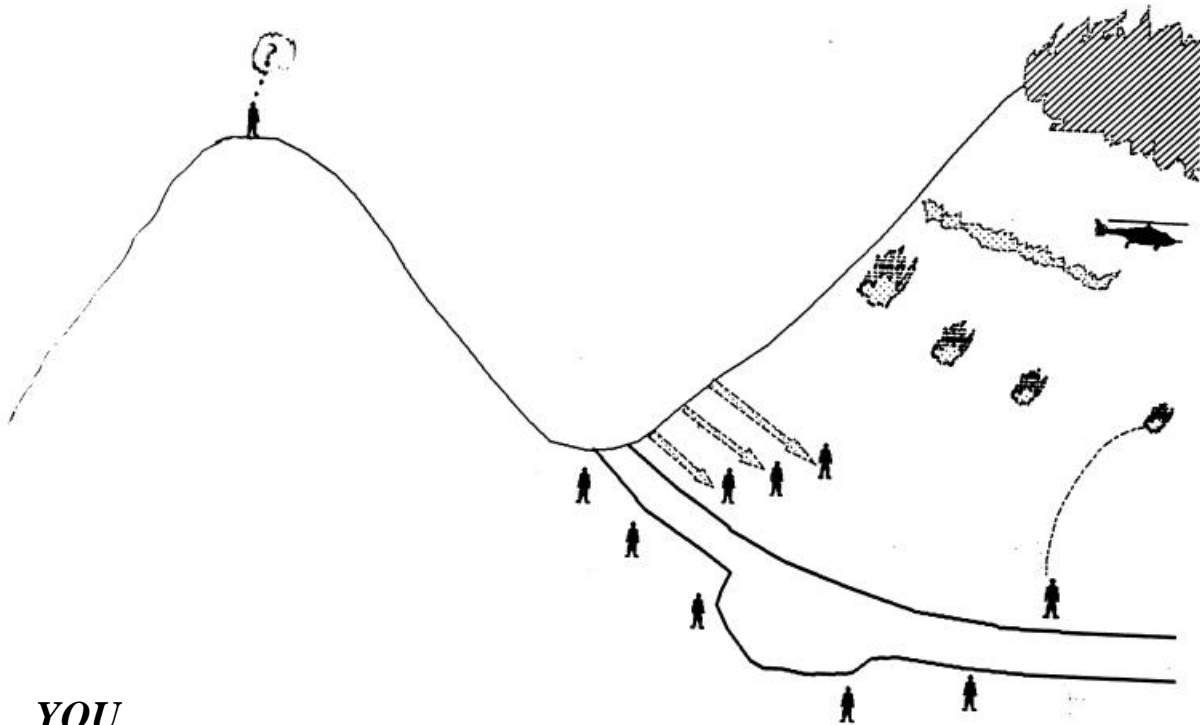

Procedures Handbook 4200

THE 18 FIRE SITUATIONS  
THAT SHOUT "WATCH OUT"

## The 18 Situations that Shout "Watch Out"

Student Information Sheet 4203.2-1

1. Strategy: The overall plan to achieve the fire suppression objectives
2. Tactics: Specific actions done to suppress the fire
3. Hazards:
  - Heavy fuel concentrations
  - Chimneys
  - Snags
  - Falling operations
  - Firing operations



***YOU***  
**are UNIFORMED on**  
**strategy, tactics**  
**and hazards**



# FIRE CREW FIREFIGHTER TRAINING


Procedures Handbook 4200

THE 18 FIRE SITUATIONS  
THAT SHOUT "WATCH OUT"

## The 18 Situations that Shout "Watch Out"

Student Information Sheet 4203.2-1

1. When given instructions, repeat them back, particularly if unclear
2. Know what you are supposed to do, before going on the line
3. Communicate with your supervisor
4. When possible, write down your instructions



**YOU**

**have been given an assignment or  
instructions**

**UNCLEAR TO YOU!**



# FIRE CREW FIREFIGHTER TRAINING


Procedures Handbook 4200

THE 18 FIRE SITUATIONS  
THAT SHOUT "WATCH OUT"

## The 18 Situations that Shout "Watch Out"

Student Information Sheet 4203.2-1

1. Stay alert to changing conditions
2. Stay alert to problems developing
3. Stay alert to blow up conditions
4. Maintain control and prevent panic



***YOU***  
**have NO communication  
link with crew members  
or supervisors**



# FIRE CREW FIREFIGHTER TRAINING



Procedures Handbook 4200

THE 18 FIRE SITUATIONS  
THAT SHOUT "WATCH OUT"

## The 18 Situations that Shout "Watch Out"

Student Information Sheet 4203.2-1

1. Choose a point or location not currently or likely in the future to be threatened by fire spread
2. A place to begin your fireline where you're likely to hold your line



**YOU**  
**are constructing fireline**  
**WITHOUT a**  
**SAFE ANCHOR POINT!**





# FIRE CREW FIREFIGHTER TRAINING

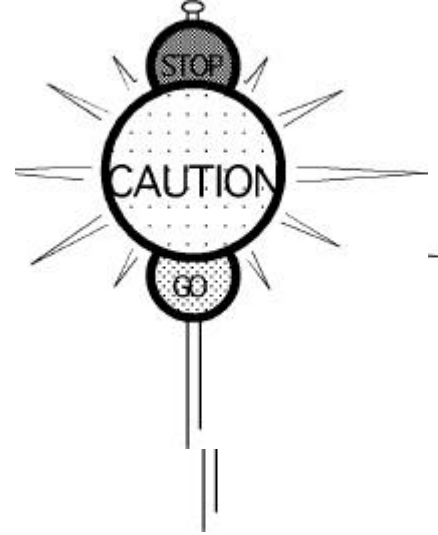
Procedures Handbook 4200

THE 18 FIRE SITUATIONS  
THAT SHOUT "WATCH OUT"

## The 18 Situations that Shout "Watch Out"

Student Information Sheet 4203.2-1

1. Have escape routes established
2. Extremely dangerous situation
3. Stay with your crew
4. Post lookouts as necessary, be alert to conditions
5. Advanced fuels on upslope are pre-heated, will rapidly burn
6. Spot Fires on upslope can be expected
7. Fire may generate momentum upslope and jump over hoselays or constructed hand lines



***YOU***  
**are building a fireline downhill**  
**TOWARD A FIRE!**



# FIRE CREW FIREFIGHTER TRAINING


Procedures Handbook 4200

THE 18 FIRE SITUATIONS  
THAT SHOUT "WATCH OUT"

## The 18 Situations that Shout "Watch Out"

Student Information Sheet 4203.2-1

1. Watch for and suppress spot fires across road or line
2. Have established escape routes
3. Do not wander into the green at an oncoming fire, wait until it gets to where you are supposed to attack it
4. Follow orders
5. Be alert



***YOU***

**are attempting a  
frontal assault  
on a fire**



# FIRE CREW FIREFIGHTER TRAINING



Procedures Handbook 4200

THE 18 FIRE SITUATIONS  
THAT SHOUT "WATCH OUT"

## The 18 Situations that Shout "Watch Out"

Student Information Sheet 4203.2-1

2. An extremely dangerous situation
3. Always requires that lookouts be posted at strategic points for constant observation
4. Line should be burned out behind you as it is being constructed
5. Be in constant communication with your fireline supervisor
6. Be prepared to use escape routes immediately



**YOU**  
**are in heavy cover with**  
**unburned fuel**  
**BETWEEN YOU and the**  
**FIRE!**



# FIRE CREW FIREFIGHTER TRAINING


Procedures Handbook 4200

THE 18 FIRE SITUATIONS  
THAT SHOUT "WATCH OUT"

## The 18 Situations that Shout "Watch Out"

Student Information Sheet 4203.2-1

1. A dangerous situation at any time
2. Area should be thoroughly scouted
3. Post a lookout or lookouts as necessary
4. Be weather alert
5. Obey your supervisor



***YOU***

**cannot see main fire**

**and you are not in communication**

**WITH ANYONE WHO CAN!**



# FIRE CREW FIREFIGHTER TRAINING



Procedures Handbook 4200

THE 18 FIRE SITUATIONS  
THAT SHOUT "WATCH OUT"

## The 18 Situations that Shout "Watch Out"

Student Information Sheet 4203.2-1

1. Properly construct trenches on slopes to hold rolling material
2. Have established escape routes, know where they are
3. Cut your way into spot fire areas, don't just walk through the green
4. Post lookouts as necessary



***YOU are fighting fire***  
**on a hillside – where**  
**rolling fire can ignite fuel**  
**BELOW YOU!**



# FIRE CREW FIREFIGHTER TRAINING


Procedures Handbook 4200

THE 18 FIRE SITUATIONS  
THAT SHOUT "WATCH OUT"

## The 18 Situations that Shout "Watch Out"

Student Information Sheet 4203.2-1

1. There will be a decrease in fuel moisture and humidity
2. Fuels will burn faster
3. Watch for increase in hot spots appearing on the fireline
4. Be alert to changes in fire behavior



***YOU***  
**feel the weather getting**  
**HOTTER & DRIER!**



# FIRE CREW FIREFIGHTER TRAINING


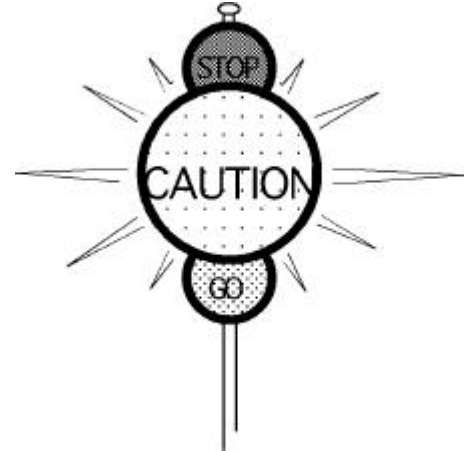
Procedures Handbook 4200

THE 18 FIRE SITUATIONS  
THAT SHOUT "WATCH OUT"

## The 18 Situations that Shout "Watch Out"

Student Information Sheet 4203.2-1

1. Fire may begin to spread in a different direction
2. Your method of attack and approach may now need to be changed
3. Be alert, post lookout as necessary
4. Observe for changes in fire behavior




***YOU* notice that  
the wind begins to blow,  
increase or  
CHANGE DIRECTION!**



## The 18 Situations that Shout "Watch Out"

Student Information Sheet 4203.2-1

1. This is an indication fire conditions and weather are changing
2. Don't become trapped between two fires
3. If spot fires are taking off, this indicates lower fuel moisture
4. Be alert to what is happening around you



***YOU***

**are getting frequent spot fires**

**OVER YOUR LINE!**





# FIRE CREW FIREFIGHTER TRAINING

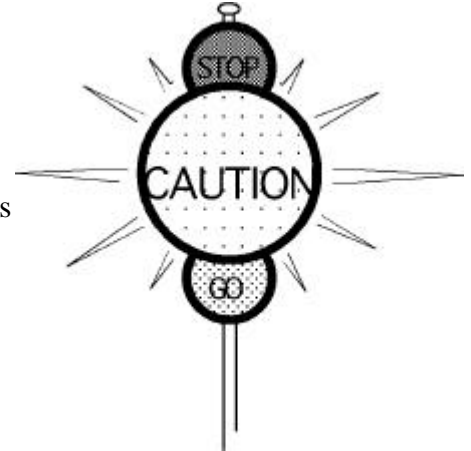
Procedures Handbook 4200

THE 18 FIRE SITUATIONS  
THAT SHOUT "WATCH OUT"

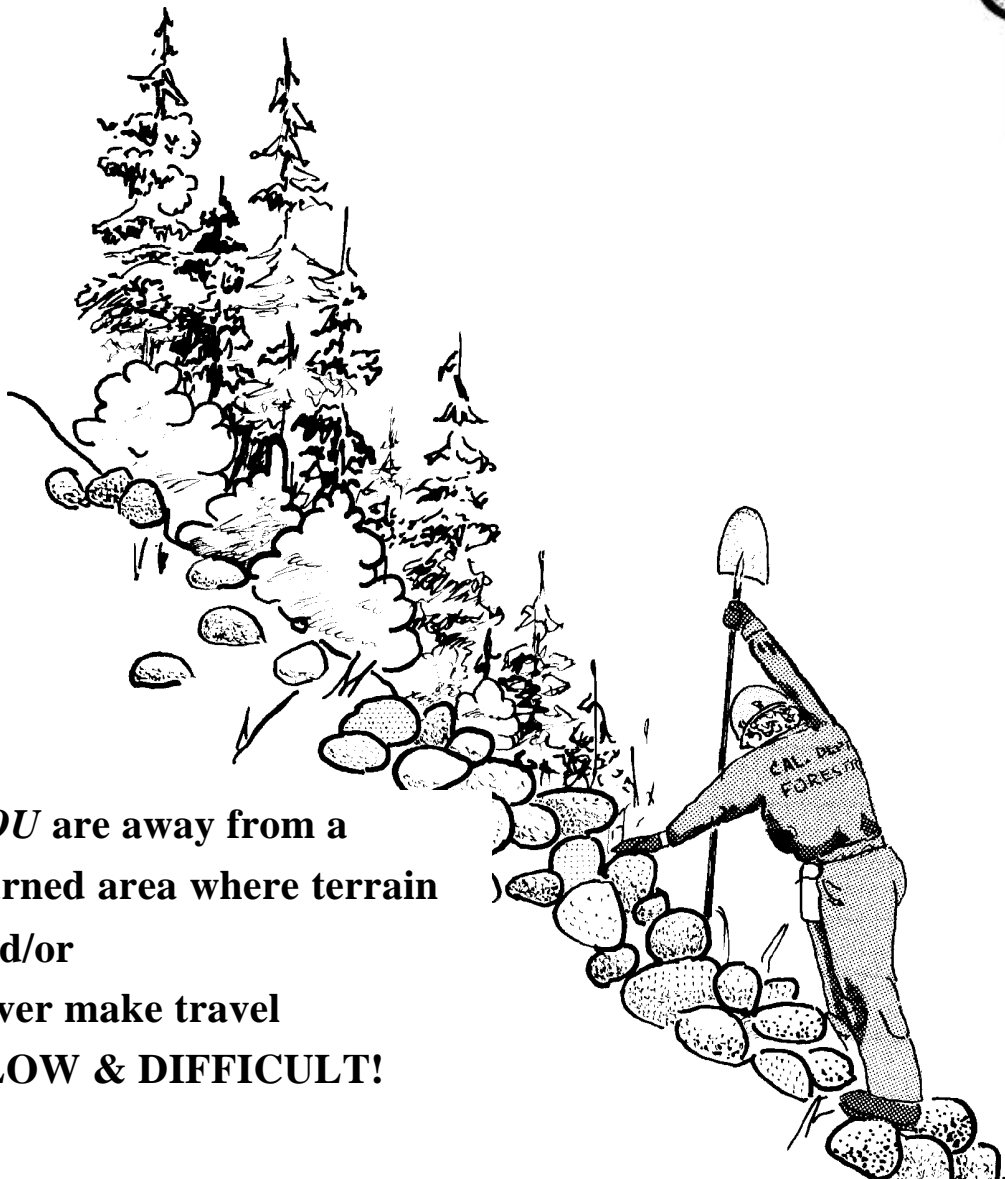
## The 18 Situations that Shout "Watch Out"

Student Information Sheet 4203.2-1

1. Know where the fire is at all times
2. Know where you are going
3. Stay as close to the burn as possible
4. Don't bunch up, spread out and be alert for rocks rolling towards firefighters below



***YOU*** are away from a  
burned area where terrain  
and/or  
cover make travel  
**SLOW & DIFFICULT!**





# FIRE CREW FIREFIGHTER TRAINING


Procedures Handbook 4200

THE 18 FIRE SITUATIONS  
THAT SHOUT "WATCH OUT"

## The 18 Situations that Shout "Watch Out"

Student Information Sheet 4203.2-1

1. Sleep in shifts if necessary
2. Sleep as a group and sleep only with permission from your fireline supervisor
3. Don't wander off from crew, stay together
4. Never sleep in the green, always in the burn
5. Post a lookout to stay awake and protect crew members



***YOU***

**feel like taking a nap**

**NEAR THE FIRELINE!**